

When Warning Information or a Warning Declaration is issued, it is important to know what will happen to things around us so that we can act appropriately and safely.


## 1) How Various Businesses and Public Services Will Be Affected

	Issuance of Warning Information	Issuance of a Warning Declaration
Electricity, Gas, and Water	Will be available as usual. Try to collect tap water.	Will be available, but use sparingly.
Telephone Service	Will operate as usual. (However, if the number of users increases significantly, the phone lines may be overloaded)	Will operate as usual. (There is a greater chance that phone lines will be overloaded by an increase in users)
Bus Service	Will operate as usual.	Buses will stop at the nearest safe bus stop or other location, then stop running.
Trains	Will operate as usual	Trains will go to the nearest safe station, then stop running.
Roads and Highways	Open as usual	In order to secure evacuation routes, use of main highways will be restricted. Drive at a reduced speed.
Department Stores	Certain areas or floors may be closed	Will be closed. Some stores that are in earthquake-resistant buildings may continue to be open.
Convenience Stores	Open as usual	Some stores which have been certified as earthquake-resistant will continue to be open.
Banks	Open as usual	Will be closed. Some ATMs will continue to operate.
Hospitals	Outpatient admissions will be restricted. Emergency patients will continue to be admitted.	Outpatient admissions will be stopped. Emergency patients will continue to be admitted.
Schools and Kindergartens	For children's safety, students will be sent home or picked up by their parents. Students at schools for the disabled will be sent home earlier.	Schools and kindergartens will be closed. (Some teachers will be on standby)

## 2) What do we do when a warning is issued?


### Confirm the information by TV or radio

- It's important to get correct information
- Be wary of rumors




### Pick up children from school

- Contact the school beforehand




## Recheck your emergency supplies

- Use the checklist in this booklet to check your supplies



## Recheck your house or apartment

- Decide each family member's responsibilities beforehand, and follow your plan
- Make sure you do not have things stored in high places
- Check to see that your furnishings and cupboards are securely fastened
- Don't forget to check your entrances and exits



## Immediately evacuate from designated risk areas


- Evacuate as fast as possible from predicted tsunami and landslide risk areas
- In all other areas, prepare for the occurrence of an earthquake by going to a safe place inside or outside of your residence

## Dress appropriately

- Put on a protective hood or helmet
- Don't forget to put on your shoes, as there may be debris on the floor/ground



## Take steps to prevent fires



- Do not use your gas if possible
- If you must use your gas, stay nearby and watch it closely.
- Turn off the gas main, and close the valve to the propane tank.
- Unplug unnecessary appliances. When you leave your residence, shut off the breakers. Put flammable materials in a safe place.

## Disaster Emergency Dengon Dial 171

After a disaster, NTT's Disaster Emergency Dengon Dial 171 is available if you want to confirm the safety of your friends and family.

Information recorded by disaster victims about their safety can be checked through Disaster Emergency Dengon Dial Centers that have been set up across the country.

### Directions for Message Recording and Playback

Recording time is limited to 30 seconds per message

◆ For Recording: **1 7 1** ... **1** ... **0 X X** ... **X X X** ... **X X X X** ... **Record your message**

The NTT home phone number within the disaster area

◆ For Playback: **1 7 1** ... **2** ... **0 X X** ... **X X X** ... **X X X X** ... **Message will play**

### Times when this service will be active:

- The occurrence of an earthquake with a seismic intensity of weak 6 or greater
- Natural disasters other than earthquakes which result in the phone lines becoming overloaded (This service can be tested on the first day of each month, excluding January 1st.)

### Additional Usage Information:

- Each message is limited to 30 seconds or less
- This service can also be accessed from some, but not all, mobile phones depending on the provider you have.