GUIDE TO LIVING IN YAIZU CITY

English

Revised in December 2021

Yaizu City

英語

This guide describes the application procedures available at City Hall, information on daily life and local activities, emergency contact information, and consultation services.

Index

〔Welcome to the City of Yaizu〕

P. 1

〔Application Procedures at City Hall〕

◆ CHANGE OF ADDRESS ON CERTIFICATE OF RESIDENCE AND RESIDENCE CARD

P. 2~3

1	NOTIFICATION OF MOVING-IN	2
2	NOTIFICATION OF MOVING	3
3	NOTIFICATION OF MOVING-OUT	3
4	WHEN LEAVING JAPAN	4

◆ ISSUANCE OF COPY OF CERTIFICATE OF RESIDENCE AND OTHER CERTIFICATES

P. 4~6

1.	MAIN CERTIFICATES AVAILABLE AND PROCEDURES OF REGISTRATION	4
2	WINDOWS	5
3	CERTIFICATE ISSUANCE SERVICE AT CONVENIENCE STORES	5
4	MY NUMBER (Individual number) CARD	6

◆ BIRTH AND DEATH

P. 7

1	NOTIFICATION OF BIRTH	7
2	NOTIFICATION OF DEATH	7

◆ RESIDENCE CARD

P. 7~8

1	CONTACT INFORMATION OF IMMIGRATION BUREAU	7

◆ HEALTH INSURANCE AND NATIONAL PENSION PLAN

P. 8~10

1	SOCIAL INSURANCE	8
2	LATE-STAGE MEDICAL CARE SYSTEM FOR THE ELDERLY	9
3	NATIONAL HEALTH INSURANCE	9
4	NATIONAL PENSION	10

◆ LONG TERM CARE INSURANCE (KAIGO HOKEN)

P. 11~12

1. LONG TERM CARE INSURANCE (KAIGO HOKEN)	11

◆ MEDICAL CARE

P. 12~13

1	PRENATAL CARE AND MEDICAL EXAMINATION FOR BABY AND TODDLER AND VACCINATIONS	12
2	HEALTH CHECKUPS	13
3	MEDICAL CARE	13

◆ TAX

P. 13~15

1	INCOME TAX	13
2	RESIDENCE TAX	14
3	PROPERTY ASSET TAX・CITY PLANNING TAX	14
4	LIGHT VEHICLE TAX (BASED ON CLASSIFICATION)	15
5	NATIONAL HEALTH INSURANCE TAX	15
6	PAYMENT OF TAXES	15

◆ NURSERY SCHOOL・KINDERGARTEN ・SCHOOL

P. 16~19

1	NURSERY SCHOOL	16
2	KINDERGARTEN	16
3	ELEMENTARY SCHOOL AND JUNIOR HIGH SCHOOL	17
	【Procedures for Enrollment】	18

◆ CHILD ALLOWANCE・CHILD MEDICAL CARE CERTIFICATE

P. 20~21

1	CHILD ALLOWANCE	20
2	CHILD MEDICAL CARE CERTIFICATE	20

〔Emergencies〕

◆ FIRE・SUDDEN ILLNESS・GAS RELATED ACCIDENTS

P. 22

1	FIRE	22
2	SUDDEN ILLNESS	22
3	GAS RELATED ACCIDENTS	22

◆ TRAFFIC ACCIDENTS・CRIME INCIDENTS

P. 23

1	TRAFFIC ACCIDENTS	23
2	CRIME INCIDENTS	23

◆ NATURAL DISASTERS (EARTHQUAKE/TYPHOON)

P. 24~25

1	EARTHQUAKE	24
2	NANKAI TROUGH EARTHQUAKE EXTRAORDINARY INFORMATION	24
3	TYPHOON	24
4	DISASTER DRILL	25
5	YAIZU DISASTER PREVENTION MAIL	25

〔Daily life〕

◆ MESSAGE FROM YAIZU CITY P. 26

1	CITY'S BULLETIN LETTER	26
2	WEBPAGE OF THE CITY	26
3	NOTICE FROM THE CITY	26

◆ CONSULTATION P.27~28

1	CONSULTATION FOR FOREIGNERS (Yaizu Multilingual	27

	Consultation Center)	
2	CONSULTATION WINDOWS FOR MISCELLANEOUS MATTERS	27
3	CONSULTATION ON CHILDREN	28
4	CONSULTATION ON CHILD DEVELOPMENT	28
5	CONSULTATION ON DV	28

◆ RESIDENCE P. 28~29

1	PRIVATE RENTAL HOUSING	28
2	MUNICIPAL HOUSING / PREFECTURAL HOUSING	29

◆ELECTRICITY, WATER, GAS, ETC. P. 29

◆NEIGHBORHOOD ASSOCIATION P. 30

◆ TRASH P. 30~44

[MAJOR PUBLIC FACILITIES IN YAIZU]

◆ LIST OF MAJOR PUBLIC FACILITIES IN YAIZU P. 45~46

[JAPANESE CLASS] P. 47~48

[CONSULTATION WINDOWS OUTSIDE CITY HALL] P.49~52

- If you want to have a consultation about status of residence, employment, learning Japanese, health insurance, taxes, child's school, hospital, etc. (p.49)
- If you want to have a consultation about entry formalities or immigration procedures (P.49)
- If you want to have a consultation about human rights (P.50)
- If you want to have a consultation about My Number (P.50)
- When you are looking for a job (P.50)

- If you want to have a consultation about problems at work (P.51)
- If you have concerns about status of residence, visa, nationality, lifestyle and culture or religion, family and life in Japan, employment and financial problems, discrimination or violence, etc. (P.52)

[LET’S RAISE CHILDREN IN YOUR NATIVE LANGUAGE!] P.53

Welcome to the City of Yaizu

Yaizu City is located between Tokyo and Nagoya, and its shoreline extends 15.5km from north to south along Suruga Bay. Surrounded by natural attractions, City affords beautiful views of Mt. Fuji as well as Mt. Takakusa (elev. 501m) towering above the city boundary.

Fishery is the major industry of Yaizu city, where different kinds of fishes are landed at three ports—at Yaizu Port, mostly bonitos and tuna, at Kogawa Port, fishes in the seas around and on the coast of Shizuoka including Japanese horse mackerel and others of the same family, and at Oigawa Port, sakura shrimps and whitebait. Owing to these ports, Yaizu is a well-recognized marine city throughout Japan.

Yaizu city also has a natural hot spring within the city which is reputed to be very good for both beauty and health.

We sincerely hope that you will quickly get used to living here and will enjoy a good relationship with local citizens.

YAIZU CITY HALL MAIN BUILDING
2-16-32 Hon-machi, Yaizu-shi,
Shizuoka-ken 421-0205
TEL: 054-626-1111
FAX: 054-626-2185

OIGAWA BRANCH OF YAIZU CITY HALL
900 Munadaka, Yaizu-shi, Shizuoka-ken
425-8502
TEL: 054-662-0541
FAX: 054-662-0834

Official Flower of Yaizu City: SATSUKI / Azalea
Official Tree of Yaizu City: MATSU / Pine Tree
Official Bird of Yaizu City: YURI-KAMOME / Seagull

(Applications/notifications accepted at City Hall)

◆ **CHANGE OF ADDRESS ON CERTIFICATE OF RESIDENCE AND RESIDENCE CARD**

Citizen's Division TEL: 054-626-1116

Oigawa Citizens Service Center TEL: 054-662-0541

1. NOTIFICATION OF MOVING-IN (Tennyu-todoke)

If you have moved into Yaizu City from another municipality or returned from another country, please file a notification at City Hall within 14 days from the date you moved in/returned. (You cannot file a notification before starting to live in Yaizu City.) Filing the notification is not necessary in case of a short-term stay.

However, if you will be living here temporarily, you may be required to file a notification to register your address "jukyochi no todokede", so please inquire at the Citizen's Division.

<Person eligible to file this notification>

・The person who moved in or his/her household member

<Items to bring >

・Residence card

・"Tenshutsu Shomeisho" Certificate of Moving-Out (when moved within Japan) ※issued by the city, ward, or town hall of the place where you had moved out)

・Passport (when registering in Japan (Yaizu) after moving from another country)

※The passport must have an entry stamp.

・My Number (individual number) Card or basic resident registration card (If you are certified.)

・A certificate showing your relationship to the household head along with its translation (not needed for a single household) ※If without the certificate, the relationship will be "cohabitant" automatically.

※If your car has the license plate of municipalities other than Shizuoka,

You must change your license plate within 15 days from your moving-in date.

Contact:

Light vehicles: Light Motor Vehicle Inspection Organization

Shizuoka Office Tel: 050-3816-1776
Full-sized car: Shizuoka District Land Transport Bureau
Tel: 050-5540-2050

2. NOTIFICATION OF MOVING (Tenkyo-todoke)

If you have moved from one place to another within Yaizu City, please file notification to City Hall within 14 days from the date you started living at your new address. (You cannot file notification before living at your new address.)

<Person eligible to make this notification>

・The person who moved or his/her household member

<Items to bring>

・Residence card

・Items issued by Yaizu City such as a national health insurance card, child medical care certificate, etc.

・My Number (individual number) Card, or basic resident registration card (If you are certified.)

・Certificate showing your relationship to the household head along with its translation (not needed for a single household) ※If without the certificate, the relationship will be “cohabitant” automatically.

3. NOTIFICATION OF MOVING-OUT (Tenshutsu-todoke)

If you are going to move to another municipality, please file a notification of moving out before moving out and receive the “certificate of moving out” (Tenshutsu Shomeisho) at Yaizu City Hall. Please make sure to file the notification of moving out before moving out.

<Person eligible to make this notification>

・The person who moves out or his/her household member

<Items to bring>

・Residence card

・Items issued by Yaizu City such as a national health insurance card and seal certificate, child medical care certificate etc.

・My Number (individual number) Card, or basic resident registration card (If you are certified.)

4. WHEN LEAVING JAPAN

When you depart from Japan, please file a “notification of moving-out” (Tenshutsu todoke) to Yaizu City Hall before your departure. (This process is not necessary if you leave Japan and return in a short period of time.)

<Person eligible to file this notification>

・The person who are leaving Japan or his/her household member

<Items to bring >

・Residence card

・Items issued by Yaizu City such as a national health insurance card, seal certificate and child medical care certificate etc.

・My Number (individual number) Card, or basic resident registration card (If you are certified.)

◆ ISSUANCE OF A COPY OF CERTIFICATE OF RESIDENCE AND OTHER CERTIFICATES

Citizen’s Division TEL: 054-626-1116

Oigawa Citizens Service Center TEL: 054-662-0541

1. MAIN CERTIFICATES AVAILABLE AND PROCEDURES FOR REGISTRATION

Name	Fee（Yen）
Certificate of Seal Registration	300 Yen
Copy of Resident Certificate (All household members/Individuals)	300 Yen
Certificate of Family Register “Koseki” (All household members /Individual)	450 Yen
Certificate of Personal Identification	300 Yen
Certificate of Income	300 Yen
Certificate of Imposed Residence Tax / Certificate of Municipal Tax (Exemption)	300 Yen
Certificate of Tax Payments/Certificate of Completion of Tax Payments	300 Yen

Certificate of Tax Payment on Light Vehicle (based on classification)	0 Yen
Certificate of Fixed Asset Assessment・Imposed amount etc.	300 Yen *Plus 50 yen for additional registration of land or a building
Certificate of Business Operation	300 Yen
Registration of Seal (Inkan)	300 Yen

2. WINDOWS

Citizen's Division, Oigawa Citizens Service Center, Otomi Citizens Service Center (Otomi Community Center), Omura Citizens Service Center (Omura Community Center).

<Person eligible to request>

・The person who needs the certificate or his/her household member

・A person with a power of attorney written by the person who needs the Certificate（Proxy）

※However, a form of personal identification is required a letter of attorney written by the requester is required even if a requester's household member is applying application for Certificate of Personal Identification, even a requester's household member is requested to bring a power of attorney written by the requester.

<Items to bring>

・Self-identification (a residence card, passport, driver's license, etc.)

・If a proxy person makes a request, self-identification of a proxy and the power of attorney written by the requester.

・If you wish to be issued a Registration of Seal (inkan), you must present the Certificate of Seal Registration.

3. CERTIFICATE ISSUANCE SEVICE AT CONVENIENCE STORES

If you have your My Number Card (Individual number card), you can obtain certificates such as a copy of the Certificate of Residence, Certificate of Seal Registration, and Certificate of Income at convenience stores all over Japan.

●Main convenience stores offering this service within the City
Seven-Eleven, Lawson, Family Mart, Minis top, and AEON Yaizu branch
●Operation Hours
6:30am～11:00pm（Available on Saturday, Sunday and National Holidays）
※This service is only available during the business hours of AEON Yaizu branch.
※This service is not available during New year holidays and at maintenance.
※A Certificate of Family Resister and Family Register with Domicile History Record are only obtainable on week days from 9:00 a.m. to 5:00 p.m.

4. My Number (Individual number) Card

My Number (Individual number) Card (hereinafter referred to as Card) is the card with your My Number (individual number) and your face photo. The Card acts as your personal identification, enables you to get certificates at convenience stores and submit documents online such as e-Tax, and is used as your Health Insurance Card, etc.

●ATTENTION: ABOUT THE EXPIRATION OF THE CARD

The expiration date of the Card is the same as that of the Residence Card. If you wish to renew the expiration date of your Card, please renew your Residence Card first. Then please request for the renewal of your Card at City Hall. A 1000 yen fee is required if you request for it after your Card expired.

※The Card of the person with "permanent resident" status expires on his/her 10th birthday.

←Pay attention to the expiration date!!!

◆ BIRTH・DEATH

Citizen's Division TEL: 054-626-1116

Oigawa Citizens Service Center TEL: 054-662-0541

1. NOTIFICATION OF BIRTH (Shussho-todoke)

Please submit a "Notification of Birth" to City Hall within 14 days including the date of your childbirth.

<Items to bring>

・Maternal and Child Health handbook

・Residence cards of the child's parents

・Passports of the child's parents

※ If your new-born child will continue to live in Japan, you need to submit the application for permission of your child's Status of Residence to the Immigration Bureau within 30 days from the birth date. Please be careful that your child's resident registration will be deleted in 60 days unless you apply for the above permission.

Please contact the Bureau about details such as what you need for application.

※ The new-born child cannot have the Japanese nationality if both parents don't have Japanese nationality. Please submit the Notification of Birth of the child to the Embassy (Consulate). Please contact the Embassy (or Consulate) for details such as what to bring for the application.

2. NOTIFICATION OF DEATH (Shibo-todoke)

Please submit the "Notification of Death" to City Hall within 7 days.

<Item to bring>

・The Residence Card of the person who makes the notification

※ The Residence Card must be returned to the Immigration Bureau. For details, please contact the Immigration Bureau.

◆ RESIDENCE CARD

City Hall does not accept the application for or issue the Residence Card. Please contact the Immigration Bureau.

1 CONTACT INFORMATION OF IMMIGRATION BUREAU

Name	Phone Number	Business Hours

Nagoya Regional Immigration Bureau	052-559-2150	9 a.m. ～ 4 p.m. (Except for Saturdays, Sundays, and national holidays)
Shizuoka Branch Office	054-653-5571	
Hamamatsu Branch Office	053-458-6496	

※ INFORMATION (EXPIRATION OF RESIDENCE CARD)

Residence Status	16 years old and older	Less than 16 years old
Any resident status other than permanent resident	By the expiration date of the Residence Period	Either by the expiration date of the Residence Period or the 16th birthday, whichever comes first
Permanent resident	Up to the expiration date of the Residence Card	

◆ HEALTH INSURANCE AND NATIONAL PENSION PLAN

Under the "Universal Health Care System" in Japan, everyone is required to enroll in the medical insurance. This medical insurance is called "Health Insurance" (Kenko hoken).

There are 3 types of insurance: SHAKAI HOKEN, or Social Health Insurance, which employees enroll in through their employers, KOKI KOREISHA IRYO SEIDO, or Late-Stage Medical Care which people aged 75 and older (and people with certain disabilities aged 65 and older) enroll in, and KOKUMIN KENKO HOKEN, or the National Health Insurance which people who cannot enroll in the previous two plans enroll in.

Please bring your Health Insurance Card with you whenever you visit a clinic or hospital.

1. SOCIAL HEALTH INSURANCE (SHAKAI HOKEN)

– (KYOKAI KENPO, KENKO HOKEN KUMIAI)

The Social Health Insurance covers sickness and injuries of the person who has enrolled in this Insurance through his/her employer, as well as the sickness and injuries of his/her dependents. Personal payment is only 30% of the total medical expense. The Insurance premium differs according to the income

bracket each holder falls into. Half of the premium is paid for by the holder's employer.

2. LATE-STAGE MEDICAL CARE FOR THE ELDERLY (KOKI KOREISHA IRYO SEIDO)

National Health Insurance and Pension Division (Hoken Nenkin-ka) Tel: 054-626-2164

People aged 75 and older (and people aged 65 and older with certain disabilities) enroll in this Medical Care. The person with this Medical Care pays only 10%, 20% or 30%, depending on the income level, of the total medical expense at a hospital. The premium is calculated individually based on the person's income and the length of his/her contributing period.

3. NATIONAL HEALTH INSURANCE (KOKUMIN KENKO HOKEN)

National Health Insurance and Pension Division (Insurance officer・Benefits officer) Tel: 054-626-1113・054-626-1112

When the person with the National Health Insurance who lives in Yaizu becomes ill or gets injured, he/she pays only 30% (20% for persons before elementary school, and 20% or 30% for persons from 70 to 74 years old depending on his/her income level) of the total medical expense.

If you do not have a permit to stay in Japan for 3 month or more, or if you have enrolled in the Social Health Insurance, you cannot join the National Health Insurance.

●Procedure to join or withdraw from the Insurance

To join or withdraw from the National Health Insurance, you need to submit the notice at City Hall.

※In case that you have resigned your job and you will join the National Health Insurance after the withdrawal of the Social Health Insurance, please bring the withdrawal certificate issued by your company, your Residence Card, and document indicating your My Number (such as your My Number Card.)

※In case that you are hired by a company and you enroll in the Social Health Insurance after your withdrawal from the National Health Insurance, please bring the Notice of Withdrawal issued by your company, your Residence Card, and document indicating your My Number (such as My Number Card).

※When you are employed and you will enroll in the Social Insurance after withdrawing from the National Health Insurance, please bring the Notice of

enrollment issued by your company or your Social Insurance Card (issued by the company you are employed) and Residence Card, and document indicating your My Number (such as your My Number Card.) Please note that, in this case, you need to pay the premiums up to the previous month of the month you withdrew from the National Health Insurance.

●High-Cost Medical Expense Benefits

When the co-payment amount you paid over a one-month period at medical institutions such as hospitals exceeds the specified amount, the co-payment amount less the specified amount will be paid back to you if you file the application. If you are eligible, please file the application form sent by City Hall roughly 2 months after the month you visited medial institutions.

●When A Child Is born / A Person Died

When a person with the national health insurance has given a birth to a child, the Childbirth Lump-Sum Allowance is provided. Also, when a person with the National Health Insurance died, funeral expenses will be paid to the person who held the funeral. Applications need to be filed for both payments.

4. NATIONAL PENSION (KOKUMIN NENKIN)

National Health Insurance and Pension Division (HOKEN NENKIN-KA) (Pension officer) TEL: 054-626-1114

The Nihon Nenkin Kiko (Japan Pension Service) runs the National Pension. Every person from 20 to 59 years old enrolls in this National Pension.

Those who have enrolled in this plan or those who have an exemption period for at least 10 years can receive the Old-Age Pension at the age of 65. If you have enrolled in this plan and paid the premiums for 6 months or more, but suddenly have to leave Japan, you can receive the Lump-Sum Withdrawal Payment if you file the application to NIHON NENKIN KIKO within 2 years from the date you left Japan.

<The National Pension>

	The insured	Premium payment method
Category 1	The self-employed such as those in agriculture and fishing businesses, freelance professionals, students, and the unemployed.	Bring the payment slip sent by the National Pension Office (Nenkin Jimusho) to a financial institution or a convenience store and make your payment.

	Age: 20 to 60 years old	You can also pay by account transfer or credit card.
Category 2	Company workers who have enrolled in the Corporate Pension Plan (KOSEI-NENKIN) or the Mutual Aid Pension Plan (KYOSAI-NENKIN)	Withheld from salary.
Category 3	Spouses of policyholders in Category 2.	No need to pay premiums. They are paid by the Pension System (category 2) that the spouses have enrolled in.

◆ LONG-TERM CARE INSURANCE (KAIGO HOKEN)

Elderly and Welfare Division (CHOJU FUKUSHI-KA) TEL: 054-626-1159

Japanese society is rapidly progressing into an aged society. With the society changing into an aged society, it is estimated that the people who need nursing care will increase. However, since a low birthrate and trend toward nuclear families, it is difficult for the elderly who need care to be supported solely by family members.

Long-term care insurance system started in April 2000 with these backgrounds for the elderly who need care to live securely with the support of the whole society

This long-term care insurance system aims to provide necessary services supported by contributions of premiums for the persons insured when nursing care is necessary to them and their application is accepted.

1. LONG TERM CARE INSURANCE (KAIGO HOKEN)

●Main Organization

This Long-Term Care Insurance is managed by municipalities with the fund of premiums and public funds from the nation, prefecture and city.

●Enrolled Person (The Insured Person)

The enrolled persons (Insured persons) are sorted into two categories depending on the ages: Persons insured in category 1 (65 years old and over), and persons insured in category 2 (between 40 and 64 years old and enrolled

in medical insurance.) Foreign nationals who have a permission of stay in Japan for over 3 months etc. must enroll in this Long-Term Care Insurance.
Persons in category 1, with diseases regardless of the cause, and persons in category 2, with specified diseases caused by aging, can receive the service and assistance appropriate to the degree of their needs after they have obtained the Certification of Needed Long-Term Care.

●Premiums

Persons in category 1 must pay premiums by a deduction from their salary or direct payment methods. Persons in category 2 must pay premiums together with the premiums of the National Health Insurance and the Social Health Insurance of their workplace. The premiums of both persons in category 1 and category 2 will be calculated based on the amount of tax levy and income of themselves or their households.

●Co-payment

When the insurance holders use the nursing service, 10 percent of co-payment is necessary. (If they have a certain level of income, 20 percent is required. 30 percent is required for those with particularly high income.)

●How to receive nursing care service

When a nursing service is necessary, the submission of application for the Needs of Long-Term Care to City Hall is required. After the submission, whether or not nursing care is necessary, or what degree of nursing care the insured person needs will be determined by screening. For further details, please contact the Section of Elderly and Welfare.

◆ MEDICAL SERVICES/MEDICAL CHECKUPS

1. PRENATAL CARE AND MEDICAL EXAMINATION FOR BABY AND TODDLER, AND VACCINATIONS

Health Promotion Division (KENKOZUKURI-KA) TEL: 054-627-4111

To maintain good health of mothers and children, City provides you with the following services:

- Issuance of the Maternity and Child Health Hand Book
- Advice on rearing infants

- Health examinations and consultations
- Home visits by Health Care Center staff
-Vaccination

Please refer to “KOHO YAIZU” (City information bulletin) for above services.

2. HEALTH CHECKUPS

Health Promotion Division (KENKOZUKURI-KA) TEL: 054-627-4111

The city provides you with the following services:

- Health examinations (specific health exams, cancer exam)
- Health consultations
- Health guidance provided through home visits

3. MEDICAL CARE

● **Weekdays:**

－Yaizu City Hospital (YAIZU SHIRITSU SOGO BYOIN) TEL:054-623-3111

(First Visit: Monday to Friday, 8:00 a.m. to 11:00 a.m.)

(Follow-up Visit: Monday to Friday, 8:00 a.m. to 11:30 a.m.)

－Other clinics and hospitals

● **Weekends and National Holidays:**

－Clinics and hospitals (Refer to “KOHO YAIZU” City Information Bulletin in Japanese, issued on the 1st day of each month. Or refer to the Portuguese, Spanish, English, Tagalog or Bisaya version of “KOHO YAIZU”)

● **Night-time:**

－SHIDA HAIBARA Emergency Medical Center (SHIDA HAIBARA CHIIKI KYUKYU IRYO SENTA) TEL:054-644-0099

(Monday - Friday: 7:30 p.m.-10 p.m.) (Saturday & Sunday: 7:30 p.m. – 7 a.m. on the following day)



◆ **TAX**

Even if you are a foreigner, you have to pay taxes as other Japanese do.

1. INCOME TAX

Fujieda Tax Office TEL:054-641-0680

This is the tax levied on the individual’s income. Those who receive salary from company, the tax will be deducted from their monthly salary.

If you have income besides salary, you must go to a Tax office between 16th of February and 15th of March every year to report the amount of previous

year's income you received. This report is called the "Final Tax Return".

2. RESIDENCE TAX

Taxation Division (KAZEI-KA SHIMIN-ZEI TANTO TEL:054-626-2149

People who have their address in Yaizu city and have lived in Japan 1 year or more as of January 1st must pay the residence tax calculated based on their income.

① INCOME REPORTING

Between February 16th and March 15th every year, you must report the amount of previous year's income to City Hall. However, if you have already filed your tax at a Tax Office, or have received only salary in the previous year and your company has submitted the Report of Salary Payment to the City, you don't need to report to City Hall.

② NOTIFICATION

The Notification of Tax Payment will be mailed out in the middle of June. If your tax amount is to be deducted from your salary, you will be notified the tax amount through your company in the middle of May.

③ WHEN YOU LEAVE JAPAN

You must pay the remaining tax that you are required to pay for the fiscal year, before you leave Japan.

3. PROPERTY ASSET TAX・CITY PLANNING TAX

Land Assets Tax Division (KAZEI-KA TOCHI TANTO) TEL:054-626-1149

Building Assets Tax Division (KAZEI-KA KAOKU TANTO TEL:054-626-2150)

Depreciable Assets Tax Division (KAZEI-KA SHOKYAKU SHISAN・SHOZEI TANTO) TEL:054-626-1142

If you own land, a building or a depreciable asset as of January 1st must pay a fixed asset tax calculated based on the value of the asset. If that asset is in the city planning area, you must pay a city planning tax additionally.

You will receive the Notification of Tax Payment in early May.

4. LIGHT VEHICLE TAX (BASED ON CLASSIFICATION) (KEI JIDOSHA ZEI)

Property Tax Division (KAZEI-KA SHOKYAKUSHISAN・SHOZEI TANTO)
TEL:054-626-1142

If you own a car or motorcycle of which engine displacement is less than 660cc as of April 1, you must pay a light vehicle tax (based on classification) which is determined based on vehicle types.
The Notification of Tax Payment is sent out in the middle of May.

5. NATIONAL HEALTH INSURANCE TAX

National Health Insurance and Pension Division Tel: 054-626-1113

A person with National Health Insurance is required to pay only a part of the total medical expense when visiting a hospital because the insurance tax covers the rest. Thus, please make sure to pay the insurance tax.
The amount of the insurance tax is calculated based on the income, asset status and the number of people enrolled in the insurance, etc. For more information about the National Health Insurance, please refer to P.9.

6. PAYMENT OF TAXES

Tax Collection Division (NOZEI SOKUSHIN-KA) TEL: 054-626-1140

Please make sure to pay taxes at a neighboring financial institution, post office or convenience store by the payment due date with payment forms (enclosed in the notification of tax payment). If you apply for the automatic transfer at a financial institution, your payment will automatically be deducted from your account on each due date.
Payment by credit card is also available at “Yahoo Kokin Shiharai (Yahoo! Public money payment)” site on your PC or smartphone （※ will be“F-REGI Kokin Shiharai” (F-REGI public money payment) from April 2022）.

・Payment can also be made by scanning the barcode from your smartphone and paying by PayPay or LinePay.

If you have any concerns about tax payment, please feel free to ask at City Hall.

●Tax Payment Consultation at Night and Sundays

You can have a consultation on tax payment at night on every Thursday and the 4th Sunday. The reception hour is as follows.

・At night on Every Thursdays…Until 8pm
・the 4th Sundays every month…9am to 4pm

※There is no interpreter on Thursday night.
※English, Tagalog, Visayan, and Portuguese interpreters are available on the fourth Sunday of every month. (except between 12:00～13:00)

◆ NURSERY SCHOOL ・KINDERGARTEN・ SCHOOL

1. NURSERY SCHOOL (HOIKUEN)

Nursery School and Kindergarten Division (HOIKU YOCHIEN KA)
TEL:054-626-2772

If you cannot take care of your children during the daytime because of your work, etc., nursery schools are available. There are criteria for admission to nursery school, thus only the applicants admitted their need for help provided by nursey school can have their children enrolled. For further details on the criteria or procedures, please contact the Nursery School and Kindergarten Division.

2. KINDERGARTEN (YOCHIEN)

Nursery School and Kindergarten Division (HOIKU YOCHIEN KA)
TEL:054-626-2772

Children between 3 to 5 years of age can enter kindergartens, but it is not compulsory. Each kindergarten has different admission age restrictions.

[Public Kindergarten]

Kindergartens accepting 4 to 5 year-olds ― Otomi Yochien, Satsuki Yochien
Kindergartens accepting 3 to 5 year-olds ― Shizuhama Yochien, Shizuhama Yochien Shimofuji Bunen, Oigawa Nishi Yochien, Oigawa Minami Yochien

※Please contact private kindergartens personally for information.

●Application for Enrollment to Public Kindergarten

If you want to have your children enrolled into a public kindergarten, please fill in the required information on the predetermined application form and submit it to the kindergarten. The applications are distributed at each kindergarten and the submissions are accepted at any time. There will be enrollment-related costs when the child is enrolled in a public kindergarten. For further details, please contact the Nursery School and Kindergarten Division.

●Childcare Fee of Nursery School

Once your child is enrolled into the nursery school, unless you meet certain conditions, you must pay childcare fee. The childcare fee is calculated based on the parents' amount of municipal tax. In case that child is mainly cared by someone besides the parents or the main breadwinner is someone besides the parents (e.g. grandparents, etc.), the childcare fee is calculated based on the caring person's tax status. For further details, please contact the Nursery School and Kindergarten Division.

3. ELEMENTARY SCHOOL AND JUNIOR HIGH SCHOOL (SHOGAKKO & CHUGAKKO)

As of April 1, parents of school children between 6 to 14 years old should prepare a place for their children to study for their healthy development.

Notification of Moving In (Yaizu City Hall Citizen's Division or Oigawa Citizens Service Center)

After completing the Notification of Moving In, the next step is to go to the School Education Division; Education Center at Yaizu Municipal Board of Education. Please call and make an appointment in advance.

Board of Education, School Education Division; Education Center (KYOIKU IINKAI, GAKKO KYOIKU-KA, KYOIKU SENTA) in Oigawa Branch of Yaizu City Hall (OIGAWA CHOSHA) TEL:054-631-4811

Even if not attending public elementary, junior, or senior high schools in Yaizu City, you are still required to go to the Board of Education; School Education Division; Education Center.

If attending a school for foreigners:
The Board of Education will confirm the name and the location of the school.

If not attending school:
The Board of Education will ask for the reason or provide consultation.

<u>If you desire to enroll in Yaizu City's public elementary, junior, or senior high schools:</u>

・Elementary schools comprise of a 6-year curriculum and a child can enter

from the age of 6 as of Apr. 1 of the year of entry.
・Junior high schools comprise of a 3-year curriculum and students can enter from the age of 12 as of Apr. 1 of the year of entry.
・At municipal schools, tuitions and textbooks are free.
However, school provided lunch, learning materials, school trips, etc. are to be paid for by students' parents or guardians.
・Japanese is used in classes and is used on day-to-day activities.
・If the elementary/junior/senior high school student doesn't know Japanese, a support staff can assist the child with language and class work.

—Procedure for Enrollment—

1. Take procedures at the Board of Education; School Education Division; Education Center

(1) Call the Yaizu Municipal Board of Education; School Education Division; Education Center to make an appointment.
(2) Make the application procedures at the Board of Education. You must bring your and your child's passports, residence cards, and your seal if you have one.
Important: Please come with an interpreter if you don't speak Japanese.

2. Confirm details at school

(1) After completing the application procedures at the Yaizu Municipal Board of Education; School Education Division; Education Center, call the school your child expects to go to, and make an appointment to receive guidance for starting school.
(2) Go to the school to receive information on school rules, life, tuition, etc.
(3) Discuss from which date your child starts school with school staff.
Important: Please come with an interpreter if you don't speak Japanese.

※Important points when submitting your application

- A notification of your child's entering school to Yaizu City must be completed, otherwise he/she will not be allowed to enter school.
- Your child's school has already been determined by the school district you live in. The child may have to change school if he/she is relocated to a different area.
- In principle, your child will be put in the grade depending on his/her age.

- The appointment date with the Board of Education and that with the school will most likely be different. Please keep that in mind and be ready to spend a couple of days for these events.
- Fundamentally, your child needs to meet the same conditions as the Japanese children to receive school education. Your child will receive the same education and treatment as Japanese children. Please be reminded that you and your child make sure to follow the school rules.
- If your child has been going to school in Japan, or if your child transfers to another school in Japan, please inform the school and the Board of Education of the matter.
- If your child quits school, you must file the necessary paperwork at school.

＊Should you have any questions, please contact Yaizu Municipal Board of Education.

Contact:
Yaizu Municipal Board of Education,
School Education Division
<Yaizu-shi Kyoiku Iinkai, Gakkou Kyoiku-Ka>
6F, Hon Cho-sha, Yaizu City Hall
2-16-32 Hon-machi, Yaizu-City
TEL: 054-625-8160

Yaizu Municipal Board of Education,
School Education Division, Education Center
<Yaizu-shi Kyoiku Iinkai, Gakkou Kyoiku-Ka, Kyoiku-Senta>
2F, Oigawa Cho-sha, Yaizu City Hall
900 Munadaka, Yaizu-City
TEL: 054-622-0586

◆ CHILD ALLOWANCE・CHILD MEDICAL CARE CERTIFICATE (JIDO TEATE・KODOMO IRYOHI JUKYUSHASHO)

Child-raising Support Division (KOSODATE SHIEN KA) TEL: 054-626-1137

1. CHILD ALLOWANCE

If you are raising a child under 15 years old, you can receive a child allowance up until the child turns 15 years old. An application is required in order to receive this child care allowance. When you give birth or move to Yaizu City, this application must be completed.

For further details, please contact the Child-raising Support Division.

The Obtainable Amount (monthly/per child)

Category	Under the limitation of income restriction	Over the limitation of income restriction
Under 3 years old	15,000 JPY	5,000 JPY（Across the board）
Over 3 years old and before the graduation from elementary school(for 1st child and 2nd child＊)	10,000 JPY	
Over 3 years old and before the graduation from elementary school(for 3rd child and thereafter＊)	15,000 JPY	
Junior high school students	10,000 JPY	

＊Children are counted as the 1st child or 2nd child up until the first 31st March after they turn 18 years of age.

2. CHILD MEDICAL CARE CERTIFICATE

The Child Medical Care Certificate is issued to any child under 18 years old who holds the National Medical Insurance policy. An application is required for the issuance of the Children's Medical Expenses Recipient's Card. If your child

is born or moved into Yaizu City, you will need to apply for it. When a child's National Medical Insurance Card and Child Medical Care Certificate are presented at medical institutions, support can be received as the following table.

Outline of The Child Medical Care

Eligible age		Until the first March 31st after turning 18 years old. (for a person who was born on April 1st, until the day before (=March 31st.))
Hospitalization	Co-payment	None
	Meal and medical treatment expenses standard co-payment	Entitled
Hospital visit	Co-payment	None

〔Emergencies〕

◆ **FIRE (KAJI) ・SUDDEN ILLNESS (KYUBYO) ・ACCIDENTS WITH GAS (GASU JIKO)**

In case of a fire, accident, sudden illness or disaster, remain calm and call the following numbers.

Fire, sudden illness, injury, gas leaks, or gas explosions	119 / Fire Department (SHOBO SHO)

A 119 call can be made free of charge from public pay phones.

1. FIRE (KAJI)

(1) Call out "KAJI!" in a loud voice to alert others in the area.

(2) Call 119 (Fire Department), and tell the operator “the address (or rough location) of the fire, a landmark near the fire, and your name.”

2. SUDDEN ILLNESS (KYUBYO)

In case of sudden illness requiring emergency treatment, call 119 (Fire Department) and give them “your address (a landmark near where you are), your name, and the symptoms”

3. GAS RELATED ACCIDENTS (GAS LEAKS OR EXPLOSIONS) / (GASU JIKO)

(1) Using gas equipment improperly or using defective gas equipment may lead to accidents. If you smell gas when using your gas equipment, turn off the gas and open the window. Do not use any fire related equipment or turn on any electrical appliances if you suspect a gas leak.

(2) Contact the gas company or the propane sales shop to have your equipment checked for any defects.

◆TRAFFIC ACCIDENTS (KOTSUJIKO)・CRIME (HANZAI JIKEN)

In case of accidents or crime incidents, remain calm and call the following numbers.

Traffic accidents/Crime incidents	TEL: 110 (Police Department)
When someone is injured	TEL: 119 / (Fire Department)

Both 119 and 110 calls can be made free of charge from public pay phones.

1. TRAFFIC ACCIDENTS (KOTSUJIKO)

If someone is injured, please first dial 119 and then 110.
Also please make sure to confirm the other party's name, contact information, address, and license plate number.

2. CRIME INCIDENTS (JIKEN)

(1) If you have seen or encountered crimes such as a theft, robbery, please call 110.
Patrol cars will be dispatched immediately to your location. Please give the operator the following information:

What happened? Where did it happen? When did it happen? Who did it? Is anyone injured or not? Your address, name, and phone number.

If you are calling from your cell phone, please make sure to give the operator your location, any landmark around you, etc.

(2) In case of an emergency, we advise you to learn how to say your address and phone number in Japanese. If you don't speak Japanese, have a Japanese speaker make the call for you.

Please call the following numbers for non-emergency matters (such as inquiries.)

Yaizu Police Department (YAIZU KEISATSUSHO) TEL: 054-624-0110

Shizuoka Prefectural Police Headquarter (SHIZUOKA-KEN KEISATSU HONBU) TEL: 054-271-0110 ext. #9110 (Exclusive for Consultation)

◆ NATURAL DISASTERS (EARTHQUAKE・TYPHOON)

1. EARTHQUAKE (JISHIN)

・First, ensure your safety. When the tremor subsides, turn off oven tops, stoves, or other fire related equipment quickly to prevent fire. When you go outside, beware of debris from broken windows, roof tiles, and falling objects. If possible, wear a helmet.

・People living near the coast should quickly take refuge at a place of safety to avoid tidal waves (TSUNAMI). It is necessary to determine beforehand which temporary refuge you will evacuate to. A tall reinforced concrete building can be an ideal refuge. It is also necessary to prepare helmets and flashlights, and to secure furniture to the wall.

※We need to help each other after a great earthquake. You should always take part in an emergency drill.

2. NANKAI TROUGH EARTHQUAKE EXTRAORDINARY INFORMATION

When the possibility of a powerful earthquake alongside the Nankai Trough heightens, or when an abnormal phenomenon is observed, the Meteorological Agency will issue warnings (Emergency) related to the Nankai Trough temblor. People living in dangerous areas such as near the coast or the foot of a mountain need to evacuate immediately. Please be sure to evacuate with your emergency kit.

3. TYPHOON (TAIFU)

Large typhoons (usually hitting Japan from mid-August to mid-October) may cause flooding and destruction of your property. Please listen to the typhoon updates on television or radio. A nearby community center, elementary, junior high schools and community disaster prevention centers (KOMYUNITI BOSAI SENTA) are the evacuation sites. When an evacuation notice or alert is declared, go to the evacuation site with your emergency kit. When it is dangerous to go outside due to heavy rain or strong winds, go to upper floors inside your house or a building. Also, please keep a stock of flashlights and emergency food on regular basis.

※RECOMMENDATION: Helmets and flashlights are very useful in an emergency. To prevent your furniture from falling and causing injury, it is

advisable to secure your furniture to walls with brackets available at most DIY stores.

4. Disaster Drill

Community Disaster Prevention Division (CHIIKI BOSAI-KA)
TEL: 054-623-2554

It is important that you have enough daily preparation to protect yourself and your family from the expected Nankai Trough Earthquake. Please go to a local disaster drill as much as possible.

●Initial Disaster Drill

10 days from March 11th (Tsunami Countermeasure Week)

●General Disaster Drill

September 1st or the Sunday immediately before September 1st

●Local Disaster Drill

1st Sunday in December （Local Disaster Prevention Day）

5. Yaizu Disaster Prevention Mail Disaster Prevention Policy Division (Bosai seisaku ka) Tel: 054-625-0128

City sends information about heavy rains, earthquakes, etc. via e-mail. You can select the language from English, Portuguese, and Japanese. After you register, you will receive the earthquake information, Tsunami information, meteorological information.

For registration, please send a blank mail to: t-yaizu@sg-p.jp . When you receive a reply mail, please press the URL in the mail to proceed registration.

〔Daily Life〕

◆ Message from Yaizu City

1. City's Bulletin Letter

City's bulletin letter is called "KOHO YAIZU" and is distributed with newspaper on the 1st of every month.

Please contact City Promotion Division TEL:054-626-2145 about "KOHO YAIZU."

You can find the Portuguese, Spanish, Tagalog, English, or simple Japanese version of "KOHO YAIZU" (excerpted version) at Yaizu City Hall and Public Halls.

You can also view it from the QR code below.

Please contact SHIMINKYODOKA (Multicultural Affairs Section) TEL: 054-626-2191 about the foreign language versions of "KOHO YAIZU".

Portuguese	Spanish	Tagalog	English	Simple Japanese

2. City Webpage

Webpage address： https://www.city.yaizu.lg.jp/

You can view the webpage in Japanese, English, Spanish, Portuguese and Tagalog.

3. Notices sent from the City

If you have received any notice from the city, please check the content, and contact the person in charge of the matter shown in the notice letter or on the envelope, if you have any questions.

Also, if you don't understand the content of the notice because you don't understand Japanese or for other reasons, please contact

SHIMINKYODOKA (Multicultural Affairs Section) TEL: 054-626-2191.

◆ Consultation

1. Consultation for Foreigners:

“Yaizu Multilingual Consultation Center”

SHIMIN KYODOKA (Multicultural Affairs Section) TEL: 054-626-2191

Please have consultation if you have any problems due to cultural differences or the language difference. We are helping foreigners live comfortably in Yaizu City.

●Consultations Available for:

Procedures for services at City Hall, immigration procedures, employment, welfare, childbirth, child-rearing, education for children, etc.

●Languages and Dates

○Portuguese/Tagalog/Bisayan/English Interpretation

Monday to Friday, 8：30 a.m.~12：00 p.m./1：00 p.m.~ 5：00 p.m.

○Spanish Interpretation

Monday, Wednesday to Friday, 8:30 a.m.~12:00 p.m./1:00 p.m.~ 4:30 p.m.

※At Oigawa Branch of Yaizu City Hall, translators are available as follows:

Portuguese: 8:30 a.m. to 11:30 a.m. on 1st and 3rd Thursdays every month

Tagalog, Bisayan, and English: 9:00 a.m. to 11:30 a.m. on 2nd and 4th Thursdays every month at Oigawa Branch of Yaizu City Hall

※Interpretation is also available for Vietnamese, Indonesian, Chinese, Myanmar, Thai, Nepalese, etc. using tablet devices through an interpreter.

2. Consultation Windows for Miscellaneous Matters

SHIMIN SODAN SHITSU (Citizen’s Consultation Room) TEL: 054-626-1133

At City Hall, we have consultation services. If you have any problems, please feel free to contact us. Consultation is free of charge, and your privacy is strictly protected.

Consultation is available in English, Spanish, Portuguese, Tagalog or Bisayan.
If you wish to have consultation, please make sure to contact us in advance.

3. Consultation on Children

Child Consultation Center (KODOMO SOUDAN CENTRE) TEL:054-626-1165

ATORE Building

If you have concerns about your child's lifestyle or how to raise your child, as well as about your family or parent-child relationship, please consult us.

4. Consultation on Child Development

Child Consultation Center (KODOMO SODAN CENTRE) TEL: 054-626-1165

ATORE Building

If you have concerns about your child such as delayed speech, difficulties in conducting activities with other children, or your child's growth development etc., a counselor and staff at Center will provide you with consultation either in-person/on the phone.

5. Consultation on DV

Child Consultation Center (KODOMO SOUDAN CENTRE) TEL:054-626-1165

ATORE Building

Are you troubled by mental or physical violence from your spouse or partner? Female consultants are ready for consultation. Consultation fee is free, and the contents of your consultation are 100% confidential.

◆ RESIDENCE

1. If you are looking for a **PRIVATE RENTAL ACCOMMODATION,** you generally go to a real estate agency. It will be convenient for you to go there with a Japanese speaker.

When you sign a lease, you must prepare a certain amount of money, including SHIKIKIN (a deposit), REIKIN (key money), CHUKAI TESURYO (an agent's fee), MAEBARAI KIN (an advance payment) etc. Also, please be reminded that you need guarantor(s).

There are many kinds of rental agreements.

Please go through the contract thoroughly before signing.

2. YAIZU MUNICIPAL HOUSING/SHIZUOKA PREFECTURAL HOUSING

Shizuoka Prefectural Housing Supply Corporation (SHIZUOKAKEN JUTAKU KYOKYU KOSHA) TEL: 054-255-4824

Housing and Public Building Section (JUTAKU KOKYO KENCHIKU-KA) TEL: 054-626-2163

Yaizu Municipal Housings and Shizuoka Prefectural Housings are available for low-income earners and are managed by Shizuoka Housing Supply Corporation. When there are vacant rooms, applications are accepted once a month in principle. For qualifications and application methods, please contact Shizuoka Housing Supply Corporation or Housing and Public Building Section (Jutaku kokyo kenchiku-ka).

◆ ELECTRICITY, WATER, GAS

To inquire about procedures to take when moving, the amount of payment, or equipment failure, please contact the following numbers. If you are renting an apartment, please contact your landlord first.

●Electricity

・Chubu Electric Power (CHUBU DENRYOKU) (TEL:0120-985-230)

●Water

・Yaizu City Water Charge Business Center (YAIZU SHI SUIDORYOKIN JIMUSENTA) (TEL:054-656-0055)

●Septic Tank Cleaning and Toilet Pumping Service

・Yaizu City Oyaizu Environmental Management Center (TEL:054-628-7408)

●Gas ○City gas ・TOKAI Gas (TEL:054-629-7100)

○Propane Gas ※ ・TOKAI Gas (Yaizu Branch) (TEL:054-641-8711)

・HELLO Gas (TEL:054-623-8686)

・SAISAN (TEL:0120-41-3130)

※There are many other gas companies dealing with propane gas.

Please ask your landlord/manager about which gas company you deal with.

◆ NEIGHBORHOOD ASSOCIATION

The Neighborhood Association offers a variety of activities so that people can enjoy living together in a care-free and safe environment.

After the Great East Japan earthquake on March 11th, 2011, we reaffirmed the importance of mutual aid among neighbors. Local community ties are essential when a disaster occurs.

Please take part in the events or activities organized by the Neighborhood Association and get to know your neighbors.

◎ Contents of activities organized by the Neighborhood Association
① Activities to create carefree and safe living environment
② Activities for cleaning up the town
③ Various other activities are held (such as local events.)

◆ TRASH

Environmental Affairs Division (KANKYO-KA) TEL:054-626-1130

Residents must put their domestic trash in bags and keep them at home until the designated days of the week when they can be placed at the designated trash collection sites. Do not put any trash out on days other than the designated days or places other than the designated collection sites.
(Please bring your trash by 8 a.m. on the trash collection day.)

1. HOW TO PUT OUT YOUR TRASH

You must separate your trash into the following categories: burnable trash, tree branches, plastic packaging and containers, nonburnable recyclable trash, reusable clothing, 4 types of household appliances, and personal computers.

Trash type	Examples of trash and how to put it out
Trash to be burnt (MOYASU GOMI): Collected twice a week	(e.g.) kitchen garbage, non-recyclable paper, fiber or rubber products, straw products, unrecyclable plastic products (dirty products, vinyl chloride products, etc.), FUTON, carpets, hot carpets (remove the mechanical parts and put them out as non-burnable recyclable trash), disposable lighters

	(use up the gas inside) How to prepare for disposal: Put the above kinds of trash into transparent or semi-transparent plastic bags, and close them.
Tree branches (SENTEI SHI): Collected on the same day and place as trash to be burnt	(e.g.) wood debris, tree branches How to prepare for disposal: Cut the branches or debris into 1 m pieces, bind them with wire or paper string. The diameter of the bunch should be about 30cm. For debris and wooden pieces that can't be bound, put them in a plastic bag and write "KIKUZU" (wooden pieces) on the bag.
Plastic packaging and containers and packages. (YOKIHOSO PURASUTIKKU): Collected once a week, at the same place as the trash to be burnt	(e.g.) bottles, packages, cups, trays, tubes, nets, plastic bags, wrapping film, cushioning materials These plastic packages and containers should have the "plastic mark". "Plastic Mark" How to prepare for disposal: Rinse off or wipe off stains or dirt, then put them in a transparent or semi-transparent bag, and close it. Please put out those with heavy dirt or strong smell as trash to be burnt.
Recyclable trash (SHIGEN BUTSU): (Collected once a month, not at the same place as the burnable trash)	(e.g.) paper (cardboard, miscellaneous paper, newspapers, flyers, magazines, paper packages), bottles (transparent, brown, and other colors), cans (aluminum cans and steel cans), PET bottles, small electronic appliances, metals, batteries, light bulbs, fluorescent bulbs, mirror, china, glass, bicycles, plastic products (plastic toys, wardrobe cases, hangers, accessory cases, CDs and their cases and other plastic products without the plastic mark) How to prepare for disposal: Papers– Sort papers into categories and bind each bundle

	with paper string. Put the miscellaneous papers into envelopes or paper bags, fold them to keep them inside and bind them with paper string. Bottles – Rinse the inside before disposal. PET plastic bottles – Remove caps and labels and rinse the inside before disposal. Cans – Puncture the cans after using up the inside. Remove lids or nozzle parts. For paint cans, please wipe off the inside. Batteries – For rechargeable batteries or mercury batteries, please consult with appliances shops. Plastic Products— Please dispose of them by putting them in a transparent or half-transparent bag and close the opening.
Old Clothing or cloth (FURUGI/FURUNUNO) (Collection Site): Mini Station	Clothing with dirt or holes and made of materials other than yarn or cotton (How to dispose): Please bind them with paper string or wrap them with old cloth. Please dispose of those with paint or dirt, underwear, etc. as "burnable trash."
Reusable Clothing ((Collection Site): Mini Station	(e.g.) Suits, jeans, fleeces, sweaters, leather products, scarves, jackets, down jackets, stuffed animals, bags, shoes, and hats (Method of Disposal) Please place the items in a transparent or half-transparent bag, and tie the opening. Please put shoes in a different bag from other items. (You can dispose of only in pairs.)
Household appliances (KADEN YONHINMOKU): Not collected by the city	(e.g.) TVs, refrigerators・freezers, washing machines・clothes drying machines, air conditioners Disposal: Please ask at the place of purchase. A disposal fee will be charged.

Personal computers (PASOKON) Not collected by the city	(e.g.) Desktop hardware, displays, laptop computer (including mouse, keyboard, speaker, and cable) Disposal: Please contact the manufacturer for collection. A disposal fee will be charged.

If you are not sure how to put out your trash, please call

Environmental Affairs Division (KANKYO-KA) TEL: 054-626-1130

If you do not speak Japanese, have a Japanese speaker call this number for you.

2. DAY AND TIME OF TRASH COLLECTION

The days you can put out your trash vary from area to area. You need to check the designated days for the district where you live. Trash must be put out no later than 8 AM on the trash collection day.

3. COLLECTION SITES

You need to check with your neighborhood association about the collection sites for burnable trash and non-burnable recyclable trash.

The city will not collect garbage that is not properly prepared/treated as guided above. It is against the law to dispose of your garbage on land owned by others, in the mountain, the river or on the road. By doing so, you will be legally punished.

How to Put Out Trash	Please follow the rules of trash disposal.

Put trash out by 8:00 am only on designated trash days and at designated collection sites.

① Trash to be burnt

【Twice-a-week collection】Collected at trash collection sites for trash to be burnt.

Collections are also made on public holidays.

Put trash into a transparent or half-transparent plastic bag and tie the opening.

- Underwear
- Fiber and rubber products (remove any metal parts)
- Non-recyclable paper products (thermal printing paper, paper cups etc)
- Kitchen garbage

・FUTON, carpets, hot carpets (remove the mechanical parts and dispose of them as non-burnable/recyclable trash.

・Disposable lighters (use up the gas inside)

※Please remove as much liquid as possible from kitchen garbage.

How to Put Out Trash　　Please follow the rules of trash disposal.

Put trash out by 8:00 am only on designated trash days and at designated collection sites.

②Wooden debris / Tree branches

【Twice-a-week collection】Collected at designated trash collection sites

for trash to be burnt.

Collections are also made on public holidays.

※Please note wood debris and tree branches are picked up separately from trash to be burnt.

●Bind branches etc with white paper string or wire to make 100cm X 30cm bundles.

●Wooden debris and wood pieces that cannot be bundled should be put in plastic bags labeled “kikuzu”.

※Be careful!

Wooden products that cannot be separated from vinyl, or plastic parts should be put out as trash to be burnt.



How to Put Out Trash	Please follow the rules of trash disposal.

Put trash out by 8:00 am only on designated trash days and at designated collection sites.

③Plastic containers and packaging

【Once-a-week collection】Collected at designated trash collection sites for trash to be burnt.

Collections are also made on public holidays.

Bottles	Tubes	Trays
(excluding PET plastic bottles)		**(including white trays)**
Cushioning materials	**Packaging and cups**	**Nets**
		
Break large Styrofoam pieces into smaller pieces.	Lids with aluminum backing should be put out with trash to be burnt.	

Plastic bags and plastic wrap

Price labels and stickers may be left on.

“pura” mark

※ Be careful! Please put out plastic products and pet bottles as non-burnable・recyclable trash

● How to put out

Rince the inside with water, or wipe off the inside to remove dirt.

Place the plastic products in a transparent or half-transparent plastic bag and the opening.

※ Plastic products with the "Pla-Mark" (see the above) are plastic containers and packaging.

How to Put Out Trash　　Please follow the rules of trash disposal.

Put trash out by 8:00 am only on designated trash days and at designated collection sites.

④Paper Products • Old Clothing

【Once-a-month collection 】Collected at collection sites for non-burnable recyclable trash or collection sites designated by the neighborhood associations.

Separate paper products as explained below.

Tie the bundles with paper string.

Cardboard	Newspaper/flyers	Magazines
Remove packaging tape, squash flat, and tie the bundle with paper string.	Newspapers and flyers may be bundled together.	Remove any plastic covering.

Paper cartons	Miscellaneous papers
Rinse first, and cut open for drying.	Remove any plastic and place in an envelope or paper bag and tie with paper string to prevent the papers from falling out.

※Be careful!

Paper cartons lined with aluminum (silver material), vinyl coated paper, photographs, thermal printing paper, carbon sheets, and paper cups should be put out as burnable trash.

Used Clothes

Tie the bundle of clothes in paper string or wrap them up with old clothing.　Zippers and buttons can be left on the clothing.

※Be careful!

Dirty clothing should be disposed of with burnable trash.

How to Put Out Trash	Please follow the rules of trash disposal.

Put trash out by 8:00 am only on designated trash days and at designated collection sites.

⑤－１　Recyclable Trash

【Once-a-month collection】Collected at collection sites for non-burnable recyclable trash or collection sites designated by the neighborhood associations.

Separate items into the following groups.

Bottles

Remove lids and rinse out well. Then, separate them into four groups.

① transparent　② brown　③ other　④ cosmetic bottles

Cans

① aluminum　② steel

Rinse out the inside and separate them into aluminum cans and steel cans.



※Spray cans …Empty and puncture cans; remove lids and nozzles.

※Paint cans…Empty cans and wipe out the inside.

PET bottles

Rinse and squash flat.

Labels may be left on.

Lids should be removed from bottles and put out with plastic containers and packaging.

Fluorescent bulbs/batteries/electric bulbs/mirrors/chinas/glasses

Rechargeable nickel cadmium batteries and mercury batteries should be returned to the place of purchase.

How to Put Out Trash	Please follow the rules of trash disposal.

Put trash out by 8:00 am only on designated trash days and at designated collection sites.

⑤－２　Recyclable Trash

【Once-a-month collection】Collected at collection sites for non-burnable recyclable trash or collection sites designated by the neighborhood associations.

Separate items into the following groups.

Used cooking oil (oil used for deep frying) excluding lard.

Strain into plastic containers (PET bottles etc) and leave for collectic

※Remove any solid pieces.

※Containers will not be returned.

Plastic Products

Plastic toys, wardrobe cases, hangers, accessory cases, washbasins, buckets, CDs and their cases, etc.

※ Please put the items in a transparent or half-transparent bag and tie the opening.

※ Please remove dirt by rinsing the buckets or plant pots, etc.

※Please dispose of the vinyl chloride products (e.g. gutters, desk mats, corrugated sheets, tin plates, pipes, wrapping materials for household use, etc.) on a burnable trash collection day.

How to Put Out Trash　　Please follow the rules of trash disposal.

⑤－３　Recyclable Trash

【Once-a-month collection】Collected at collection sites for non-burnable recyclable trash or collection sites designated by the neighborhood associations.

Separate items into the following groups.

Other non-burnable trash

Small electrical appliances/metal products/bicycles

※Dangerous items such as blades and needles should be placed in steel cans (without lids) and put out for collection.

※There are some non-burnable items which cannot be collected by the city.

⑥−1 Reusable Clothing

【Collection Sites】　Mini Station on Thursdays to Sundays (9:00 a.m. to 4:00 p.m.)

e.g. suits, jeans, fleeces, sweaters, leather products, scarves, jackets, down jackets, staffed animals, bags, shoes, and hats

●How to put out

※Please put the items in transparent or semi-transparent bags, and tie the bags.

※Please put shoes in a different bag from other items.

(You can dispose of only pairs.)

How to Put Out Trash	Please follow the rules of trash disposal.

⑥−2 Old Clothing/Old Cloth

[Collection Site] At Mini Station from Thursday to Sunday (9am to 4pm)

Clothing with dirt or holes made of materials other than yarn or cotton

※ **(How to put out):** Bind them with paper string or wrap them with old

※ Please dispose of clothing with dirt or paint as "burnable

Also, at Mini Station, papers, glass bottles, cans, PET bottles, plastic products, used oil, light bulbs, batteries, etc. are collected.

How to Put Out Trash　　Please follow the rules of trash disposal.

⑦Used small household appliances

【Collection sites】

At the 1st floor elevator lobby at City Hall on Mondays to Sundays (8:00~20:00) and on Saturdays, Sundays and public holidays (8:00 a.m. to 5:00 p.m.)

At each Community Center on its business days (9:00 a.m. to 4 p.m.)

e.g. Mobile phones, smart phones, digital cameras, video cameras, game machines, car navigation systems and laptop computers

※Delete your personal information before disposing of the items.
※You cannot take it back once you put items into the collection box.

⑧White goods (not collected by the city)

e.g. Televisions, refrigerators/freezers, air conditioners, and washing machines/clothes drying machines

These items can be picked up for disposal by the place of purchase (for a fee).

How to Put Out Trash　　Please follow the rules of trash disposal.

⑨Computers
(not collected by the city)

e.g. desk tops, monitors, laptops (including mice, keyboards, speakers, cables, etc.)

* Laptop computers can be disposed of as small used appliances.

These items can be picked up for disposal by the place of purchase, etc. (for a fee).

(How to dispose) Please contact manufucturing companies.



※For inquiries, please contact

Environmental Affairs Division (Kankyo-ka）(TEL:054-626-1130)

※If you do not speak Japanese, please ask someone to call for you.

●Collection days for trash to be burnt・Wooden debris・Tree branches 【Twice weekly collection】Collected at designated trash collection sites for trash to be burnt. Collections are also made on public holidays.	
Collection days	NEIGHBORHOOD ASSOCIATION (JICHIKAI)
Mondays ・ Thursdays	２、３、４、５、６、７、８、 ９、１０、１５、１６、１７、 NAKAJIMA、HABUCHI、RIEMON、YOSHINAGA、 TAKASHINDEN、SHIMOKOSUGI、FUJIMORI
Tuesdays ・ Fridays	１、１１、１２、１３、１４、１８、 １９、２０、２１、２２、２３、 AIKAWA、NISHIJIMA、KAMIIZUMI、SHIMOEDOME、 KAMISHINDEN、TSUTSUJIDAIRA、MUNADAKA、 KAMIKOSUGI

●Collection days for Plastic containers and packaging 【Weekly collection】collected at designated trash collection sites for trash to be burnt. Collections are also made on public holidays.	
Collection days	NEIGHBORHOOD ASSOCIATION (JICHIKAI)
Mondays	１２、１３、１４、２２、２３
Tuesdays	２、４、５、６、７
Wednesdays	１、３、８、９、１１、NAKAJIMA、HABUCHI、RIEMON、 YOSHINAGA、TAKASHINDEN、SHIMOKOSUGI、 FUJIMORI、AIKAWA、NISHIJIMA、KAMIIZUMI、 SHIMOEDOME、KAMISHINDEN、TSUTSUJIDAIRA、 MUNADAKA、KAMIKOSUGI
Thursdays	１８、１９、２０、２１
Fridays	１０、１５、１６、１７
Environmental Affairs Division (Kankyo-ka) (TEL:054-626-1130)	

◆ LIST OF THE MAJOR PUBLIC FACILITIES IN YAIZU

The followings are the major cultural facilities in the city of Yaizu.

Yaizu City Hall (Yaizu Shiyakusho)	(TEL:054-626-1111)
Oigawa Branch of Yaizu City Hall (Oigawa Citizens Service Center)	(TEL:054-662-0541)
Yaizu City Waterworks Bureau (Suido Chosha)	(TEL:054-624-0111)
Fire Department Headquarters (Shobo Bosai Senta)	(TEL:054-623-2554)
Yaizu Police Department (Yaizu Keisatsusho)	(TEL:054-624-0110)
Yaizu Post Office (Yaizu Yubin Kyoku)	(TEL:054-628-2681)
Public Employment Security Office in Yaizu "Hello Work Yaizu"	(TEL:054-628-5155)
Funeral Hall (Saijo)	(TEL:054-629-1501)

Preservation of Health / Welfare / Medical services

Health Care Center (Hoken Senta)	(TEL:054-627-4111)
ATORE Building (ATORE Chosha)	(TEL:054-626-1111)
General Welfare Office Building "Welship Yaizu" (Sogo Fukushi kaikan)	(TEL:054-627-2111)
Welfare Office Building in Oigawa "Hohoemi" (Oigawa Fukushi Senta)	(TEL:054-662-0610)
Center for Children in Oigawa "Tomatopia" (Oigawa Jido Senta)	(TEL:054-662-1300)
Yaizu City Hospital (Yaizu Shiritsu Sogo Byoin)	(TEL:054-623-3111)

Community Center

Yaizu Community Center (Yaizu Kominkan)	(TEL:054-626-0888)
Toyoda Community Center (Toyoda Kominkan)	(TEL:054-627-7310)
Kogawa Community Center (Kogawa Kominkan)	(TEL:054-624-8191)
Higashimashizu Community Center (Higashimashizu Kominkan)	(TEL:054-628-2607)
Otomi Community Center (Otomi Kominkan)	(TEL:054-624-4302)
Wada Community Center (Wada Kominkan)	(TEL:054-623-1570)
Minato Community Center (Minato Kominkan)	(TEL:054-624-8855)

Omura Community Center (Omura Kominkan) (TEL:054-629-3351)
Oigawa Community Center (Oigawa Kominkan) (TEL:054-622-3111)

Cultural / Sports Facilities

Yaizu Cultural Center (Yaizu Bunka Kaikan) (TEL:054-627-3111)
Oigawa Cultural Center “Musico” (Oigawa Bunka Kaikan) (TEL:054-622-8811)
Historical Folk Museum (Rekishi Minzoku Shiryokan) (TEL:054-629-6847)
Koizumi Yakumo Memorial Museum (Koizumi Yakumo Kinenkan) (TEL:054-620-0022)
Yaizu Library (Yaizu Toshokan) (TEL:054-628-2334)
Oigawa Library (Oigawa Toshokan) (TEL:054-622-9000)
Community Interaction Gallery (Fureai Gallery) (TEL:054-626-9412)
General Gymnasium “Seagull Dome” (Sogo Taiikukan) (TEL:054-628-5740)
General Ground (Sogo Ground) (TEL:054-628-5740)
Yaizu Gymnasium (TEL:054-620-4301)
Oigawa Gymnasium (TEL: 054-622-5236)
Oigawa kasenshiki Marathon Facilities “Ribatei” (TEL:054-664-1234)
Municipal Swimming Pool “Aomine Pool” (During open period only) (TEL:054-629-7811)
Discovery Park Yaizu Planetarium (TEL:054-625-0800)
Discovery Park Yaizu Heated Swimming Pool (Suimukan) (TEL:054-625-0801)
AQUAS Yaizu (TEL:054-621-0200)
Sun-life Yaizu (TEL:054-627-3377)
Center for Youth and Children (Yaizu Seishonen no ie) (TEL:054-624-4675)

～Yaizu Japanese Class～

Everyone from foreign countries and lives in Yaizu!
Would you like to enjoy learning basic Japanese used in daily life or at workplace in Japan?

<①YAIZU JAPANESE CLASS>

Where：MINATO KOMINKAN (Minato Community Center)
（Address: 40-1 Ishizuminatocho, Yaizu-shi）
When：From 7:00 p.m. to 9:00 p.m. 1st and 4th Fridays
Fee ：Free of charge

For Sign-Up: YAIZU NIHONGO KYOUSHITSU (SUZUKI-san)
☎090-4466-8094
Inquiry: SHIMIN KYODO-KA in YAIZU CITY HALL ☎054-626-2191

Minato Kominkan

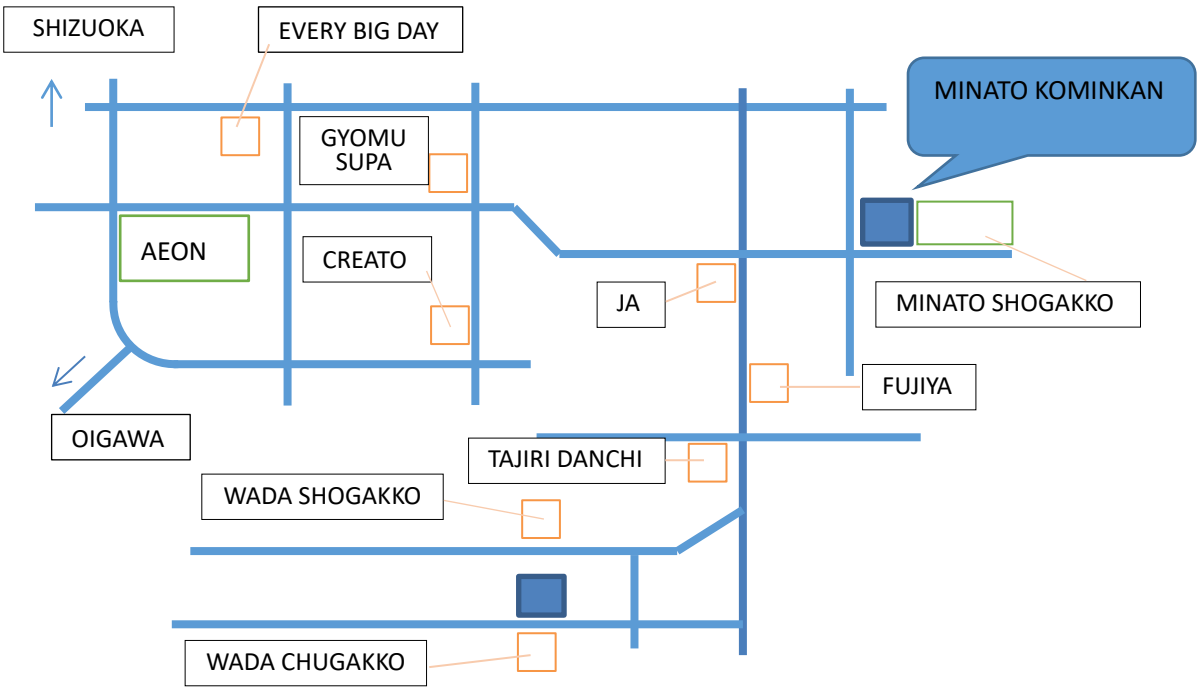

<② YAIZU JAPANESE CLASS>

Where： OMURA KOMINKAN (Omura Community Center)
（Address: 3-5-5 Daikakuji, Yaizu-shi）
When： From 10:00 a.m. to 11:30 a.m.,2nd and 4th Saturdays
Fee ： Free of charge

For Sign-Up: YAIZU NIHONGO KYOSHITU (MURAMATSU-san)

☎090-6333-9474

Inquiry: SHIMIN KYODO-KA in YAIZU CITY HALL ☎054-626-2191

Omura Kominkan

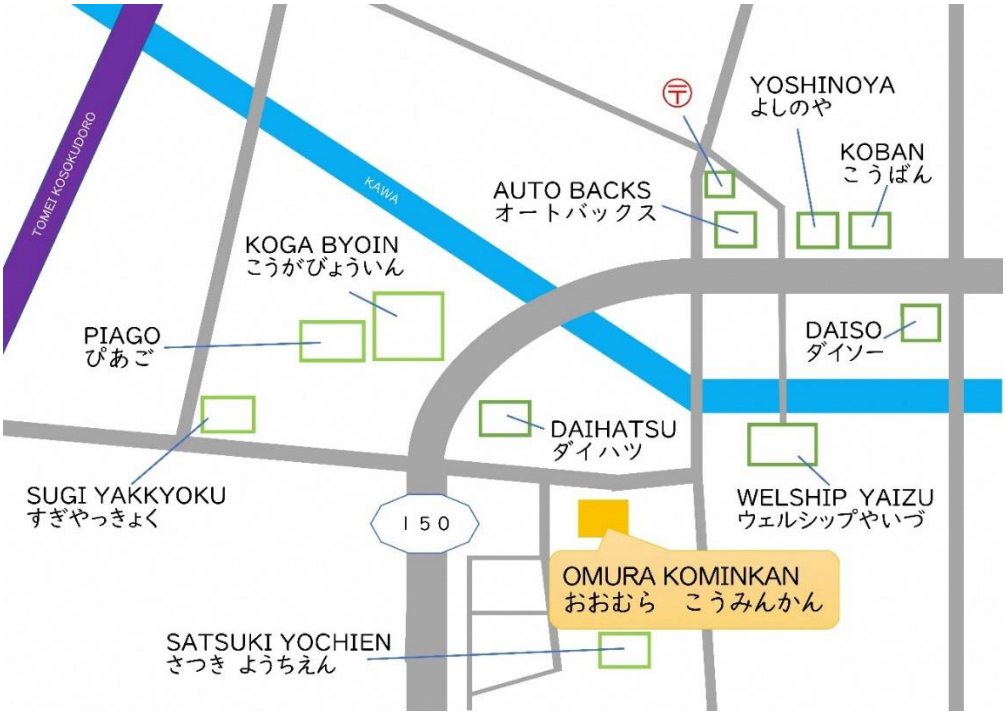

<CONSULTATION WINDOWS OUTSIDE CITY HALL>

Consultation windows outside City Hall are available. Please do not take your worries to yourself. Please feel free to contact them. If you don't know which window to consult at, please ask "Yaizu Multilingual Consultation Center" in Yaizu Multicultural Affairs Section (Tel: 054-626-2191) at Yaizu City Hall.

●If you want to consult about your status of residence, work, studying Japanese, Health Insurance, taxes, your child's school, hospitals, etc.:

Shizuoka Assistance Center for Foreign Residents
Tel:054-204-2000
14-1 Minami-cho, Suruga-ku, Shizuoka-shi, 2F in Mizunomoribiru, (Located in the Shizuoka Association for International Relations)
E-Mail:sir07@sir.or.jp
Consultation via the cellphone app:
【LINEID】Shown below.
【SKYPE】siradviser
【Facebook】Adviser Shizuoka
【Messenger】@adviser.shizuoka

Language	Consultation Day	Consultation Hour	Line ID
Portuguese	Tuesday & Friday	10:00～16:00	sirlineptes
Spanish	Tuesday & Friday		sirlineptes
Filipino	Monday & Friday		sirlinefil
Chinese	Monday & Wednesday		sirlinechi
Vietnamese	Tuesday & Thursday		sirlinevie
Indonesian	Wednesday & Thursday		sirlineenid
English	Monday, Wednesday, Thursday, & Friday		sirlineenid
Korean	Wednesday (twice a month)		sirlinekor

● If you want to consult about entry formalities or immigration procedures:

Foreign Residents General Information Center
Tel: 0570-013904
Days and Hours：Monday to Friday 8:30 a.m.～ 5:15 p.m.
Languages available: Japanese, English, Korean, Chinese, Spanish,

Portuguese, Vietnamese, Filipino, Nepali, Indonesian, Thai, Khmer (Cambodian), Myanmar, Mongolian, French, Sinhala, Urdu.

● **If you want to consult about human rights:**

Foreigners' Human Rights Hotline

Tel: 0570-090911

Days and Hours： Monday to Friday 9:00 a.m.～5:00 p.m.

Languages Available：English, Chinese, Korean, Filipino, Portuguese, Vietnamese, Nepali, Spanish, Indonesian, and Thai

● **If you want to consult about "My Number"**

About My Number System or Myna Portal

Tel: 0120-0178-26（toll free）

Languages Available：English, Chinese, Korean, Spanish and Portuguese

Days and Hours：Monday to Friday 9:30 a.m.～ 8:00 p.m.

Saturday, Sunday, and National Holiday 9:30 a.m.～ 5:30 p.m.

If you have lost or been robbed of your My Number Card (Individual Number), Notification Letter or Notification Card, or My Number Notification Card:

Tel: 0120-0178-27（toll free）

Languages Available：English, Chinese, Korean, Spanish and Portuguese

Days and Hours: Monday to Friday 9:30 a.m.～ 8:00 p.m.

Saturday, Sunday, and National Holiday 9:30 a.m.～ 5:30 p.m.

● **When you are looking for a job:**

Employment Service Counter for Foreigners in Yaizu (located in Hello Work Yaizu)

Languages Available/Days and Hours:

【Portuguese and Spanish】

Monday and Tuesday

9:00 a.m.～12:00 p.m.＆ 1:00p.m.～3:30 p.m.

【English and Tagalog】

Wednesday and Thursday

9:00 a.m.～12:00 p.m. & 1:00 p.m.～4:30 p.m.

Address: 1-6-22 Ekikita, Yaizu-shi

Tel: 054-628-5155

● **If you want to consult about problems at work:**

Advisory Service for Foreign Workers

Address: 9-50 Otemachi, Aoi-ku, Shizuoka-shi, 3F in Shizuoka Chiho Godo Chosha

Tel: 054-254-6352

Language	Consultation Day	Consultation Hour
Portuguese	Monday to Friday	10:00 a.m.～12:00 p.m. & 1:00 p.m.～4:00 p.m.
English	Monday, Tuesday, & Friday	
Spanish	Wednesday & Thursday	
Chinese	Wednesday	10:00 a.m.～12:00 p.m. & 1:00 p.m.～3:30 p.m.
Vietnamese	Friday	10:00 a.m.～12:00 p.m. & 1:00 p.m.～3:30 p.m.

Hotline for Working Condition Consultation Service

You can consult about your labor conditions.

Language	Tel.	Consultation Day	Consultation Hour
Japanese	0120-811-610	Monday to Sunday (Ever day)	Weekdays (Monday to Friday) 5:00 p.m. ～ 10:00 p.m. Saturday, Sunday & National Holiday 9:00 a.m. ～ 9:00 p.m.
English	0120-531-401		
Chinese	0120-531-402		
Portuguese	0120-531-403		
Spanish	0120-531-404	Tuesday, Thursday, Friday, & Saturday	
Tagalog	0120-531-405	Tuesday, Wednesday, & Saturday	
Vietnamese	0120-531-406	Wednesday, Friday, & Saturday	
Myanmar	0120-531-407	Wednesday & Sunday	
Nepali	0120-531-408		
Korean	0120-613-801	Thursday & Sunday	
Thai	0120-613-802		
Indonesian	0120-613-803		
Cambodian (Khmer)	0120-613-804	Monday & Saturday	
Mongolian	0120-613-805		

●If you are troubled by various things such as your status of residence, visa, nationality, life culture, religion, family and life in Japan, work and money, discrimination, violence:

YORISOI Hotline (Helpline for Foreigners) - Helpline in Foreign Language (Telephone consultation)
Tel:0120-279-338
Hour: 10:00 a.m.～10:00 p.m.
Language: Chinese, English, Indonesian, Korean, Nepali, Portuguese, Spanish, Tagalog, Thai, and Vietnamese
*The above "Hour" varies depending on the language.

YORISOI Hotline (helpline for Foreigners) – SNS Consultation

You can consult on Facebook or Messenger.

https://www.facebook.com/yorisoi2foreign

Languages Available/Days and Hours:

English, Nepali, etc.…Every Thursday 4:00 p.m.～10:00 p.m.

English, Vietnamese, Tagalog, Nepali and Indonesian…Every Friday 4:00 p.m. ～10:00 p.m.

English, Chinese, Vietnamese, & Nepali…Every Sunday 4:00 p.m.～10:00 p.m.

Indonesian…2nd & 4th Sunday

※For other languages, please make an appointment in advance. First, please send a message in the language that you want to have consultation in.

Let's raise your child in your native language!

A baby learns not only words but many essential things from the language used and interaction taken by adults around the baby. In this case, the ideal language the adults use is said to be their native language which, then, becomes the baby's native language.

Smooth and complete communication between parents and children is said to be the key to good upbringing for the children.

When parents don't know how to deal with their children who have a difficult time choosing their future career or college, going through puberty, and so on, communication in their native language is often said to save such situation.

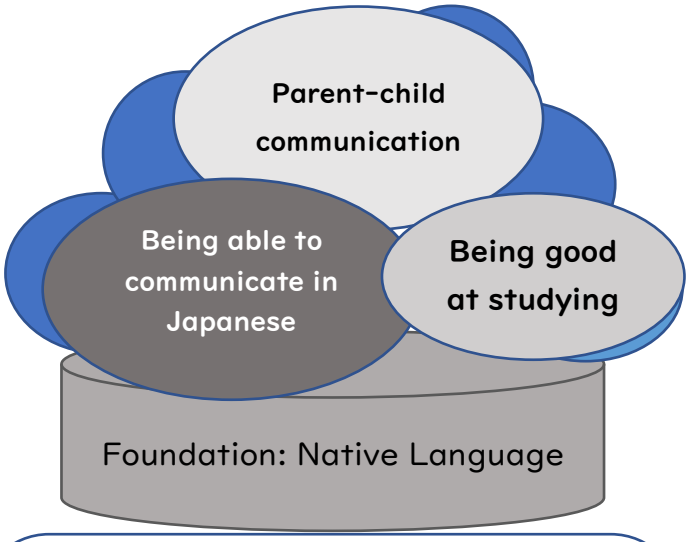

Native language：First acquired language
: Language spoken at ease
: Also called the 1st language

Children tend to learn Japanese as their second language quickly if they built a solid foundation of their native language when they were babies. Children learn HIRAGANA quickly if they have listened to stories told by adults and are accustomed to words of their native language. Also, children do well on subjects at school if they know many words in their native language.

Further learning of their native language is said to grow their abilities in many other areas.

To make the foundation of the native language:

1)Please talk to your child in your native language with confidence. Please do not laugh or correct when your child makes mistakes. Please rephrase in a natural way. Please do not talk to your child using a mixture of Japanese and your native language. Let's talk a lot about what happened at school in Japan in your native language.

2)Please read picture books in your native language for your child. 20 minutes a day is fine.
Please choose picture books that are fun and interesting for your child. Books can be read and borrowed for free at the library. If you don't have such books, please get creative; put the translation of the story on a piece of paper and put in on pages. It is important for your child not only to listen to the story but to get used to the

3) Please make fun opportunities for your child to use your native language in a natural environment such as talking with your family in your home country on the Internet or have your child play with other children who speak the same native language. Please maintain the incentive to learn the language for your child by praising him/her for using the language and by acknowledging its importance in your family.

Life Guidebook or Foreigners (English Version)

First edition published in 1995

Revision Issued in December, 2021

Multicultural Affairs Section, Citizens Collaboration Division,

Yaizu City

2-16-32 Honmachi, Yaizu-shi 425-8502

TEL ０５４－６２６－２１９１ FAX ０５４－６２６－２１８３