

Put trash out by 8:00 am only on designated trash days and at designated collection sites.

① Burnable trash

【Twice weekly collection】 from designated trash collection sites for burnable trash.

Collections are also made on public holidays.

Put your name on a clear or semi-clear bag and close it

- Plastic products (excluding plastic packaging)
- Clothing (woolens, padding, vinyl, leather)
- Underwear
- Fiber and rubber products (remove any metal parts)
- Non-recyclable paper products (thermal printing paper, paper cups etc)
- Kitchen garbage



※Please remove as much liquid as possible from kitchen garbage.



Put trash out by 8:00 am only on designated trash days and at designated collection sites.

② Wooden debris / Garden rubbish

【Twice weekly collection】 from designated trash collection sites for burnable trash.


Collections are also made on public holidays.

※Please note wood debris and garden rubbish are picked up separately from burnable trash.

- Bind branches etc with white paper string or wire to make 100cm X 30cm bundles.
- Wood pieces and garden rubbish that cannot be bundled should be put in plastic bags labeled “kikuzu”.

※Be careful!

Wooden products that cannot be separated from bamboo, rattan, vinyl, or plastic parts should be put out as burnable trash.




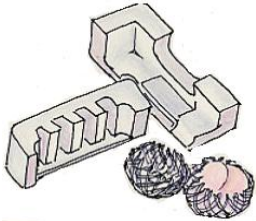






Put trash out by 8:00 am only on designated trash days and at designated collection sites.

③ Plastic containers and packaging

【Weekly collection】 from designated trash collection sites for burnable trash.

Collections are also made on public holidays.

<p>Bottles (excluding PET plastic bottles)</p> 	<p>Tubes</p> 	<p>Trays (including white trays)</p> 
<p>Cushioning materials</p>  <p>Break large Styrofoam pieces into smaller pieces.</p>	<p>Packaging and cups</p>  <p>Lids with aluminum backing should be put out with burnable trash.</p>	<p>Nets</p> 
<p>Plastic bags and plastic wrap</p>  <p>Price labels and stickers etc may be left on.</p>		 <p>“pura” mark</p>

● Disposal

Items should be rinsed or wiped out to remove stains, then sealed in a transparent or semi-transparent bag with your name written on it.

※These plastic containers and packaging have the “pura” mark shown on the right.

Put trash out by 8:00 am only on designated trash days and at designated collection sites.

④ Paper Products • Old Clothing

【Once a month collection】 non-burnable recyclable trash, from designated collection sites or recycle centres.

Separate paper products as explained below.

Tie the bundles with white paper string.

Cardboard



Remove packaging tape, squash flat, and tie the bundle with white paper string.

Newspaper/flyers



Newspapers and flyers may be bundled together.

Magazines



Remove any plastic covering.

Paper cartons



Rinse first, and cut open for drying.

Miscellaneous papers



Remove any plastic and place in an envelope or paper bag and tie with white paper string to prevent the papers from falling out.

※Be careful!

Paper cartons lined with aluminum (silver), vinyl coated paper, photographs, thermal printing paper, carbon sheets, and paper cups should be put out with burnable trash.

Old Clothing

Bundles of old clothing can be tied with white paper string or a piece of old clothing.

Zippers and buttons may be left on.



※Be careful!

Underwear, woolens, padding, vinyl, leather, and dirty items should be put out with burnable trash.

Put trash out by 8:00 am only on designated trash days and at designated collection sites.

⑤-1 Recyclable · Non-burnable (Landfill) Trash

【Once a month collection】 non-burnable recyclable trash, from designated collection sites or recycle centres.

Separate items into the following groups.

Bottles

Remove lids and rinse out well. Then, separate them into three groups.

① transparent ② brown ③ other

Cosmetic bottles should be put out with landfill items.



Cans

Rinse out the inside and separate them into aluminum cans and steel cans.

※Spray cans ...Empty and puncture cans; remove lids and nozzles.

※Paint cans...Empty cans and wipe out the inside.

① aluminum

② steel



PET bottles

Rinse and squash flat.

Labels may be left on.

Lids should be removed from bottles and put out with plastic containers and packages..



Fluorescent bulbs/batteries/electric bulbs

Rechargeable nickel cadmium batteries and mercury batteries should be returned to the place of purchase.



Put trash out by 8:00 am only on designated trash days and at designated collection sites.

⑤-2 Recyclable · Non-burnable (Landfill) Trash

【Once a month collection】 non-burnable recyclable trash, from designated collection sites or recycle centres.

Separate items into the following groups.

Used cooking oil (oil used for deep frying) excluding lard.

Strain into plastic containers (PET bottles etc) and leave for collection.

※Remove any solid pieces.

※Containers will not be returned.




Other non-burnable rubbish

Small electrical appliances/metal products/bicycles

※Dangerous items such as blades and needles should be placed in steel cans (without lids) and put out for collection.

※There are some non-burnable items which cannot be collected by the city.



Landfill items

Materials that are difficult to recycle are disposed as landfill items.

e.g . cosmetic bottles, mirrors, ceramics, glass, etc.



※Be careful!

※Rinse bottles, cans, PET plastic bottles, and cosmetic bottles.

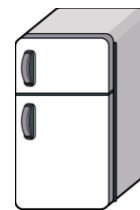
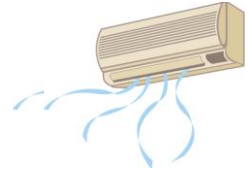
※Make sure to empty bottles.

⑥ White goods

(not collected by the city.)

e.g. Televisions, refrigerators, air conditioners, and washing machines

These items can be picked up for disposal by the place of purchase (for a fee).




⑦ Computers

(not collected by the city.)

e.g. desk tops, monitors, laptops (including mice, keyboards, speakers, cables, etc.)

These items can be picked up for disposal by the place of purchase, etc. (for a fee).



※For inquiries, please contact

the Environmental Sanitation Section(Haikibutsu Taisaku-ka) (TEL:054-626-1130)

※If you do not speak Japanese, please ask someone to call for you.

●Collection days for Burnable trash ・ Wooden debris ・ Garden rubbish 【Twice weekly collection】 from designated trash collection sites for burnable trash. Collections are also made on public holidays.	
Collection days	JICHIKAI(Residents' association)
Mondays ・ Thursdays	2、3、4、5、6、7、8、 9、10、15、16、17、 NAKAJIMA、HABUCHI、RIEMON、YOSHINAGA、 TAKASHINDEN、SHIMOKOSUGI、FUJIMORI
Tuesdays ・ Fridays	1、11、12、13、14、18、 19、20、21、22、23、 AIKAWA、NISHIJIMA、KAMIIZUMI、SHIMOEDOME、 KAMISHINDEN、TSUTSUJIDAIRA、MUNADAKA、 KAMIKOSUGI

●Collection days for Plastic containers and packaging 【Weekly collection】 from designated trash collection sites for burnable trash. Collections are also made on public holidays.	
Collection days	JICHIKAI(Residents' association)
Mondays	12、13、14、22、23
Tuesdays	2、4、5、6、7
Wednesdays	1、3、8、9、11、NAKAJIMA、HABUCHI、RIEMON、 YOSHINAGA、TAKASHINDEN、SHIMOKOSUGI、 FUJIMORI、AIKAWA、NISHIJIMA、KAMIIZUMI、 SHIMOEDOME、KAMISHINDEN、TSUTSUJIDAIRA、 MUNADAKA、KAMIKOSUGI
Thursdays	18、19、20、21
Fridays	10、15、16、17